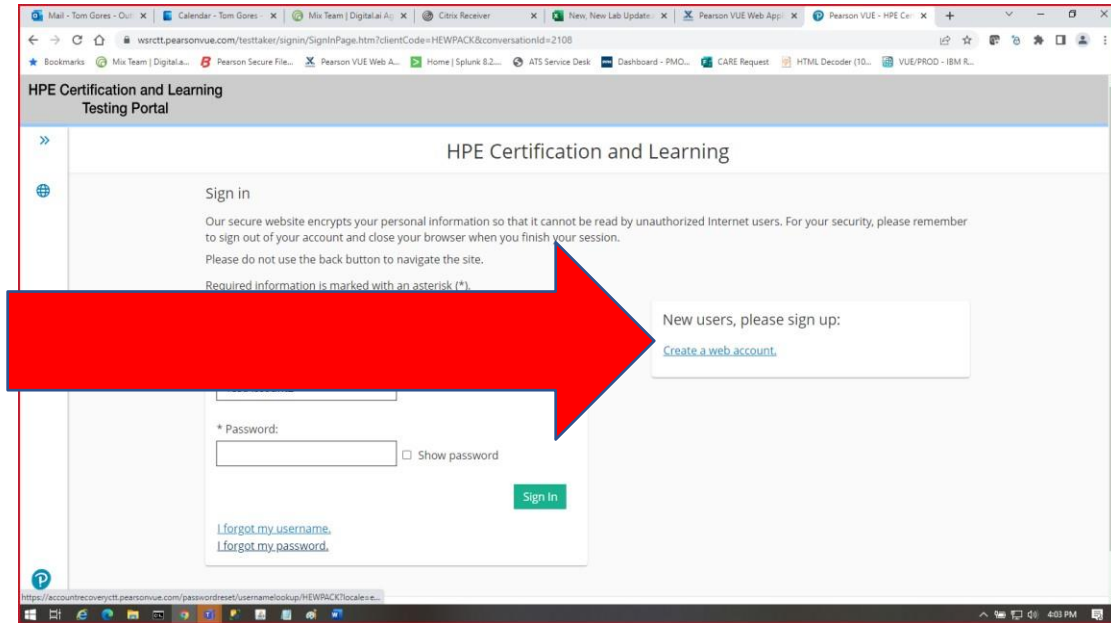


All HPE users (new and returning) must create a new Pearson VUE web account. If you are a returning HPE candidate, enter the same HPE Learner ID, First/Last name and email that matches your current Pearson VUE account on record, and you'll be immediately linked to your existing profile.

Follow instructions for [New users to create a new account](#). After your new account is created, then you will sign in as a returning user.

Do not complete the screen "Local language" (UKN language).

For any account access or creation issues, please email itpc@pearson.com.



Create a Web Account: Personal information (Step 1 of 3)

Personal information

If you are a returning user with a username and password, please [sign in](#).

Required information is marked with an asterisk (*). Enter information on this page in the Roman alphabet. (Alphanumeric)

New users, please sign up for a web account

*Please provide your Learner ID?

Personal

⚠ IMPORTANT: YOU MUST ENTER YOUR LEGAL NAME EXACTLY AS IT APPEARS ON THE IDENTIFICATION YOU WILL PRESENT AT THE TEST CENTER. If there is not an exact match, you will not be able to take your test and you will not be reimbursed for any fees paid.

Title:

Example: Mr., Ms., Mrs., Dr.

*First Name / Given Name:

Enter as it appears on your government issued ID

Middle Names:

Enter your basic demographic information.

wsrctt.pearsonvue.com/testtaker/profile/create/ContactInformation/newpack?conversationId=13385

HPE Certification and Learning Testing Portal

Create a Web Account: Contact information (Step 2 of 3)

Contact information

Required information is marked with an asterisk (*).
Enter information on this page in the Roman alphabet. (Alphanumeric)

Address and Telephone

Address Type:
Select one...

*Country/Region of Residence:
United States

Company:

*Address 1:
3 Bala West

Address 2:

wsrctt.pearsonvue.com/testtaker/profile/create/ContactInformation/newpack?conversationId=13385

Address 3:

*City:
Bala Cynwyd

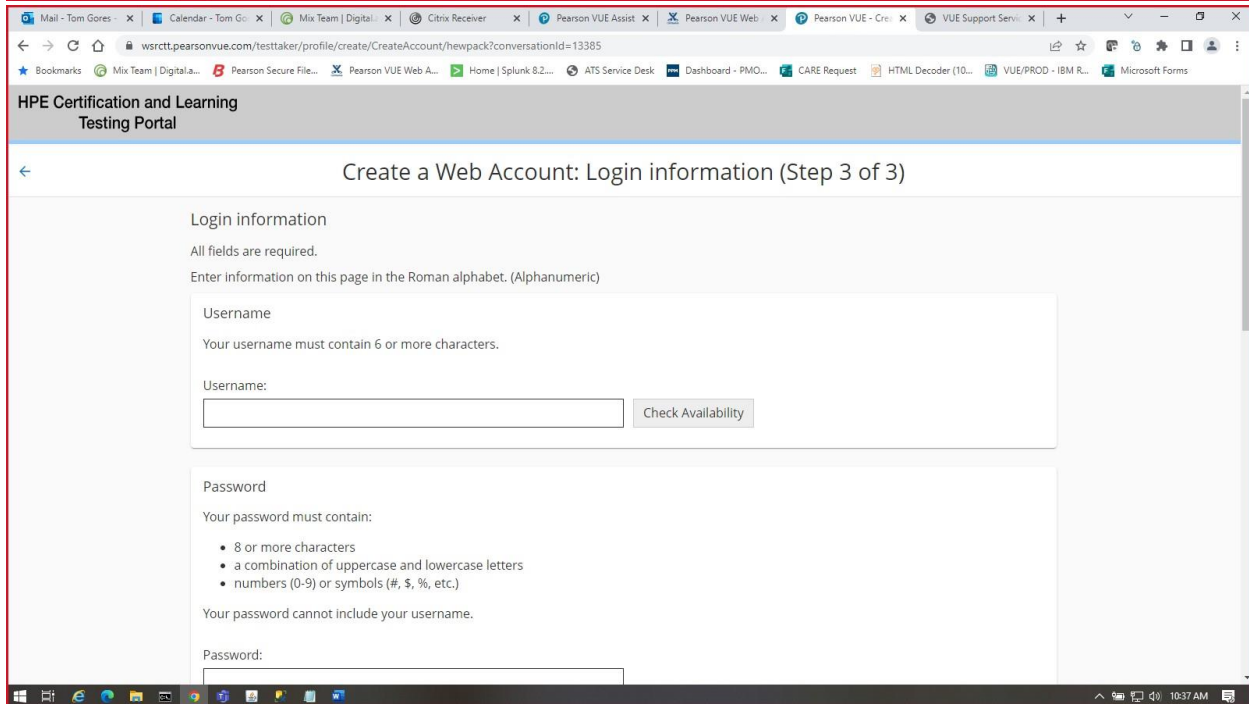
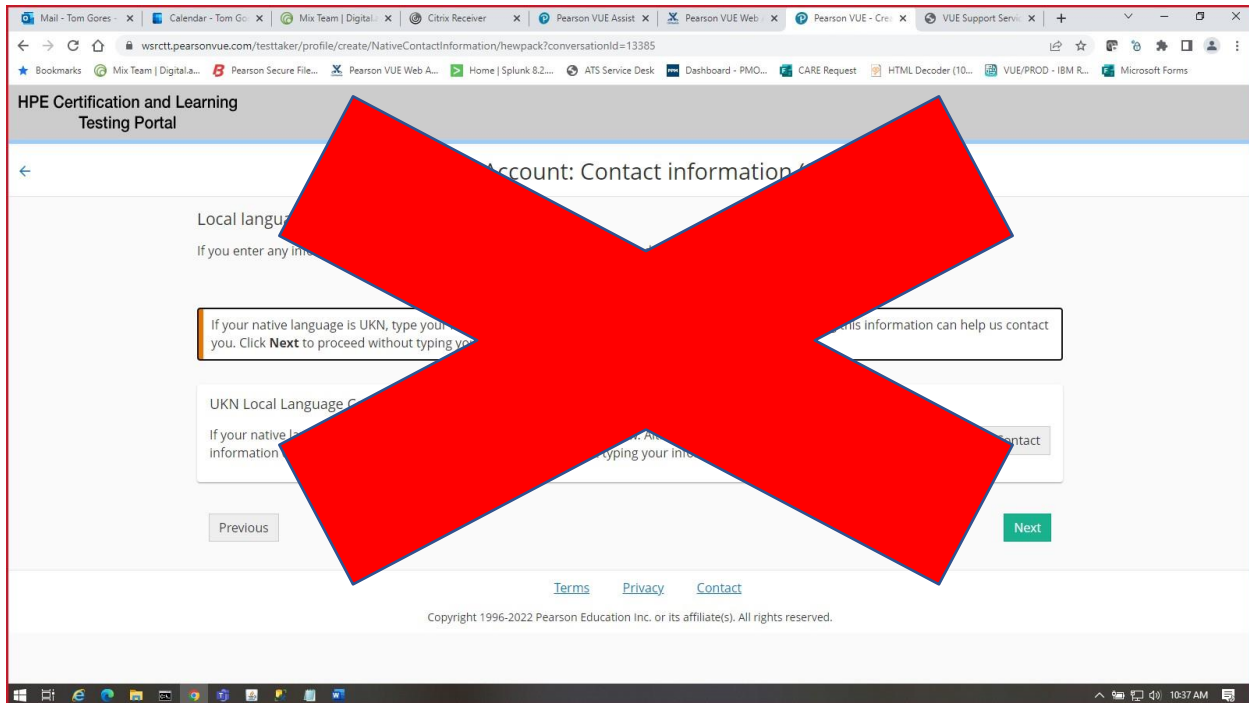
*State:
Pennsylvania

*ZIP Code:
19004

*Telephone:
+ 1 656-317-9643
[Country Codes](#)

Extension:

Mobile Telephone Number:
+ 1
[Country Codes](#)



Create a username/password for your new account. HPE recommends that you use your email address as your username. If your information matches what is on file, your new web account will be linked and you will see your exam history. If you do not see your exam history, please email itpc@pearson.com and Pearson VUE will assist.

If you see the below, it means we might have found a match, but need to run additional queries before your account is linked or created. Please monitor your inbox, if you do not receive a confirmation email within 24 hours, email itpc@pearson.com.

